

GRUNDFOS CMBE BOOSTER

The Grundfos CMBE is a compact, constant pressure pump system for water supply and boosting in domestic and light commercial applications.

NEW
HIGH
EFFICIENCY
MOTOR



FEATURES AND BENEFITS

- Constant pressure and commercial grade quality in one compact system
- All-in-one solution including pump, motor, tank, pressure and flow sensor, controller and check valve
- Reliable and easy to install
- Highly efficient ECM motor reduces operating costs
- Drinking water NSF 61/372 approved

be
think
innovate

GRUNDFOS 




CMBE SELECTION GUIDES

1x115V Supply Power Flow Rate Selection Chart

| PSI Boost | 0-10 GPM | 0-15 GPM | 0-20 GPM | 0-25 GPM |
|-----------|-------------|-------------|-------------|-------------|
| 20 psi | CMBE 1-44 | CMBE 1-44 | CMBE 3-30 | CMBE 3-30 |
| 25 psi | CMBE 1-44 | CMBE 1-44 | CMBE 3-30 | CMBE 3-30 |
| 30 psi | CMBE 1-44 | CMBE 1-44 | CMBE 3-30 | CMBE 3-51 |
| 35 psi | CMBE 1-44 | CMBE 1-75 | CMBE 3-51 | *CMBE 3-51 |
| 40 psi | CMBE 1-44 | CMBE 3-51 | *CMBE 3-51 | *CMBE 3-51 |
| 45 psi | CMBE 1-44 | CMBE 3-51 | *CMBE 3-51 | - |
| 50 psi | CMBE 1-44 | CMBE 3-51 | - | - |
| 55 psi | CMBE 1-75 | *CMBE 3-51 | - | - |
| 60 psi | CMBE 1-75 | *CMBE 3-51 | - | - |
| 65 psi | *CMBE 1-75 | - | - | - |
| 70 psi | *CMBE 1-75 | - | - | - |
| 75 psi | *CMBE 1-75 | - | - | - |
| 80 psi | *CMBE 1-75 | - | - | - |

Note: (*) indicates pump may be 5-10% undersized on flow at desired pressure.

USER CONTROL PANEL

Set the desired setpoint by pressing  or . The light fields on the control panel will indicate the setpoint set. Continuously pressing  will stop the pump.



1x230V Supply Power Flow Rate Selection Chart

| PSI Boost | 0-15 GPM | 0-25 GPM | 0-35 GPM | 0-45 GPM | 0-55 GPM | 0-65 GPM | 0-70 GPM |
|-----------|-------------|-------------|-------------|-------------|-------------|-------------|-------------|
| 20 psi | CMBE 1-44 | CMBE 3-30 | CMBE 5-31 | CMBE 10-54 | CMBE 10-54 | CMBE 10-54 | CMBE 10-54 |
| 25 psi | CMBE 1-44 | CMBE 3-30 | CMBE 5-31 | CMBE 10-54 | CMBE 10-54 | CMBE 10-54 | CMBE 10-54 |
| 30 psi | CMBE 1-75 | CMBE 5-31 | CMBE 5-31 | CMBE 10-54 | CMBE 10-54 | CMBE 10-54 | *CMBE 10-54 |
| 35 psi | CMBE 1-75 | CMBE 3-62 | CMBE 5-31 | CMBE 10-54 | CMBE 10-54 | *CMBE 10-54 | - |
| 40 psi | CMBE 1-75 | CMBE 3-62 | CMBE 5-62 | CMBE 10-54 | *CMBE 10-54 | - | - |
| 45 psi | CMBE 1-75 | CMBE 3-62 | CMBE 5-62 | *CMBE 10-54 | - | - | - |
| 50 psi | CMBE 1-99 | CMBE 3-62 | CMBE 5-62 | *CMBE 10-54 | - | - | - |
| 55 psi | CMBE 1-99 | CMBE 3-93 | CMBE 5-62 | - | - | - | - |
| 60 psi | CMBE 1-99 | CMBE 3-93 | CMBE 5-62 | - | - | - | - |
| 65 psi | CMBE 1-99 | CMBE 5-62 | - | - | - | - | - |
| 70 psi | CMBE 3-93 | CMBE 5-62 | - | - | - | - | - |
| 75 psi | CMBE 3-93 | CMBE 5-62 | - | - | - | - | - |
| 80 psi | CMBE 3-93 | CMBE 5-62 | - | - | - | - | - |

Note: (*) indicates pump may be 5-10% undersized on flow at desired pressure.

The name Grundfos, the Grundfos logo, and be think innovate are registered trademarks owned by Grundfos Holding A/S or Grundfos A/S, Denmark. All rights reserved worldwide.