

WaterPro™ Well Stop

Water Detection Sensor | 15 Amp, 120/230VAC

INDOOR USE ONLY

ALDERON™
Industries

Leading Edge Control Products

TECHNICAL DATA SHEET

DESCRIPTION OF OPERATION



Alderon Industries™ | Pat. No. 6,683,535

The WaterPro™ Well Stop is a water detection sensor that connects to a pressure switch with a built-in power relay that will turn the power off to a well pump and prevent flooding. Available in 120/230VAC bare lead (no plug), 120VAC piggyback plug, and 230VAC piggyback plug, 15 Amp models.

Quick and easy installation of each type of sensor; bare lead models connect in-line with a pressure switch and piggyback plug models are plugged into a standard 120VAC or 230VAC wall outlet or receptacle with the pump power cable plugged into the piggyback plug on the WaterPro™ Well Stop. After the sensor has been field installed and powered, the green LED will illuminate on the sensor to indicate the power is on.

An alarm condition occurs when water touches the two probes on the sensor, during which the red well pump stop LED will illuminate and activates the internal power relay to disconnect the power going to the well pump and turn it off to prevent flooding. The system must be manually reset by pressing the reset pushbutton, the green LED should illuminate to indicate a normal operating condition. A power loss or evaporation at the sensor will not restore operation. The sensor preset water detection level is set at 1/16-inch and uses an isolated patented circuit that detects water with no shock hazard at the probes.

STANDARD FEATURES



(1) Sensor Housing - Enclosure and electronics are encapsulated in epoxy, making it a completely waterproof sensor.

(2) Stability Feet - Three wide feet are part of the enclosure to create a base with maximum stability of the pump switch.

(3) Power LED - A green LED illuminates on the top of the sensor to indicate a normal operating condition and the power is on.

(4) Well Pump Stop LED - During an alarm condition, the red well pump stop LED will illuminate on the top of the sensor.

(5) Reset Pushbutton - After the alarm condition has been cleared, reset the system by pressing the reset pushbutton and the green LED should illuminate to indicate a normal operating condition. A power loss or evaporation at the sensor will not restore operation, the sensor must be manually reset.

(6) Probes - Two stainless steel probes are located on the bottom of the sensor and detects water at 1/16-inch. Perform regular maintenance of the probes keeping them free of debris, calcium, or iron deposits for normal system operation.

(7) Sensor Power Cable - SJOOW (UL/CSA), 14 gauge, 3-conductor, flexible, and water/oil resistant. Available in 120/230VAC bare lead (no plug), 120VAC piggyback plug, and 230VAC piggyback plug, 15 Amp models. Bare lead models include ring terminals and Wago connector.

SPECIFICATIONS

WaterPro™ Well Stop Sensor

Electrical

120/230VAC, 15 Amps (*bare lead models*)
 120VAC or 230VAC, 15 Amps (*piggyback plug models*)

Cable Type

SJOOW (UL/CSA), 14 gauge, 3-conductor, flexible, and water/oil resistant
 10-feet (*custom lengths available*)

Piggyback Plug

NEMA 5-15 PR

Sensor Housing

ABS Plastic

Voltage on Probe

12VDC from internal Class 2 isolated transformer

Probes

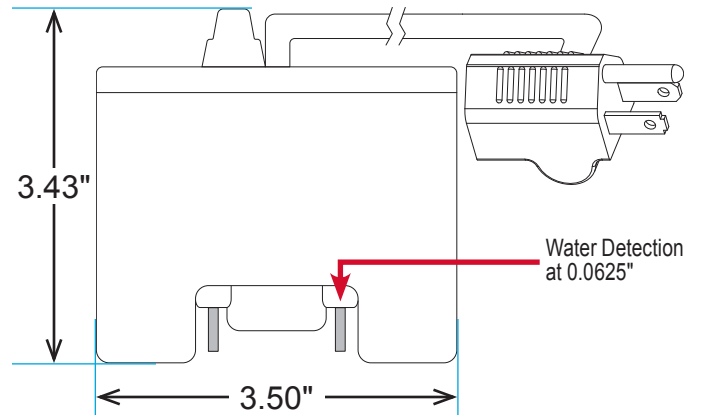
Stainless Steel

Detection Level

1/16-inch of water

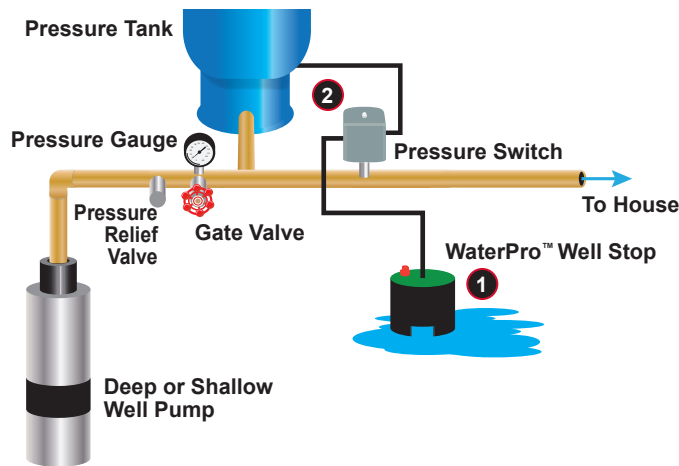
Three-Year Limited Warranty

MECHANICAL DRAWING

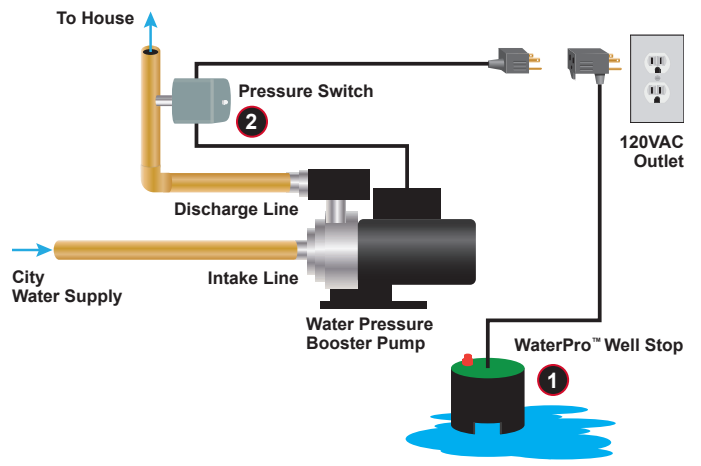


APPLICATION EXAMPLES

WaterPro™ Well Stop Sensor | Bare Lead Model



WaterPro™ Well Stop Sensor | Piggyback Plug Model



1 Detect Water
 A WaterPro™ Well Stop Sensor will detect a water leak at 1/16-inch level in the designated monitoring area.

2 Water Supply Shutoff
 The WaterPro™ Well Stop Sensor shuts off the power supply to the pressure switch, which stops the pump and prevents flooding. The system must be manually reset, press the reset pushbutton on top of the sensor after the alarm condition has been cleared. The green power LED should illuminate to indicate a normal condition.

ORDERING INFORMATION

For a complete list of standard products with pricing, refer to the current year price sheet or visit alderonind.com for more information.

PART NUMBER	DESCRIPTION (120/230VAC, Bare Lead or Piggyback Plug 15 Amp)
8069	10' WaterPro™ Well Stop Sensor, 120VAC Bare Leads, 15 Amp
8070	10' WaterPro™ Well Stop Sensor, 230VAC Bare Leads, 15 Amp
8071	10' WaterPro™ Well Stop Sensor, 120VAC Piggyback Plug, 15 Amp
8072	10' WaterPro™ Well Stop Sensor, 230VAC Piggyback Plug, 15 Amp